
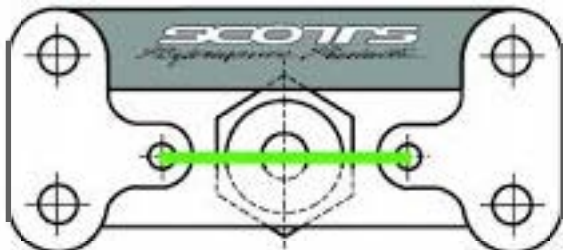




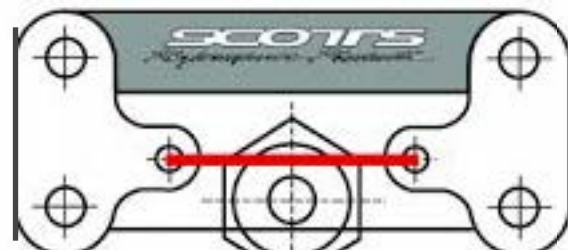
Scotts Steering Stabilizer Hand Guard Mount



USE Loctite or Thread Locking Agent on M4 x 10 Bolts



Correct Alignment



Incorrect Alignment

M6 Threaded Mounting Holes Must Be Centered Over Steering Stem

**READ APPLICATIONS GUIDE TO DETERMINE CORRECT
NUMBER TAB FOR YOUR MODEL AND HANDLEBAR POSITION**

- 1) Install the Handguard Barclamp with the 4 bolts tightened evenly
- 2) Find your model on the application page (for example: 2017 500Exc)
- 3) Decide which position you want to run your bars in (example: position 2 is 44)*
- 4) Find the tabs that match that position (they would be marked 44 in this case)
- 5) Install the tabs as per the pictures, readable from the riders view, using Loc-tite
- 6) Note the "correct alignment" pictures to insure it is correctly aligned

*note each kit comes with multiple tabs in order to match the position you want to use

*Do not use tabs that are not listed for your application or misalignment will occur

BCL-90 40 34-44 HANDGUARD TAB INSTRUCTIONS			
Year	Husaberg Models	Pos. 2	Pos. 3
09 - 14	ALL FE/FX & FS 4 Stroke Models	36	44
11 - 14	ALL TE 250/300 - 2 Stroke Models	36	44
Year	Husqvarna Austrian Models	Pos. 2	Pos. 3
14 - 15	ALL FE/FC 4 Stroke Models	36	44
14 - 15	ALL TC/TE 2 Stroke Models (Except 85cc)	36	44
16 - 17	ALL FE/TE Models	36	44
Year	KTM Models	Pos. 2	Pos. 3
00 - 04	125-525 All Models	34	41
05 - 07	125-525 EXC/MXC/XCW Only	34	41
06 - 07	125 - 525 XC Models	36	44
05 - 06	125 - 525 SX Models	36	44
2007	125 - 505 SX Models	36	44
2008	125 - 530 All Except 450/530 EXC	36	44
2008	450/530 EXC(US Models)	34	41
09 - 11	125 - 530 All Models (Includes 6 Days)	36	44
2012	125,150,250 SX - 350/450 SXF	36	44
2012	250/350 XCF - 200,250,300 XC & XCW	36	44
2012	250/350 EXC & XCF-W	34	41
2012	450/500 EXC, XCW & 6 DAYS	34	41
13 - 15	125,150,250 SX & 150/250/300 XC	36	44
13 - 15	250 XCF & SXF,350/450 XCF & SXF	36	44
13 - 16	200 XCW	36	44
14 - 17	6 Days Models	36	44
14 - 17	250/350 Freeride	36	44
13 - 15	250/300 XCW, 250 XCF-W, 350 EXC-F	34	41
16 - 17	250/300 XCW, 250 XCF-W, 350 EXC-F	36	44
13 - 15	350 XCF-W, 450/500 XC-W, 500 EXC-F	34	41
16 - 17	350 XCF-W, 450/500 XC-W, 500 EXC-F	36	44
NOTE: This Bar Clamp Will Only Work With (1-1/8") Over Sized Handle Bars Position 1 is closest to the rider - Position 4 is furthest from the rider.			

